



APPLICATIONS

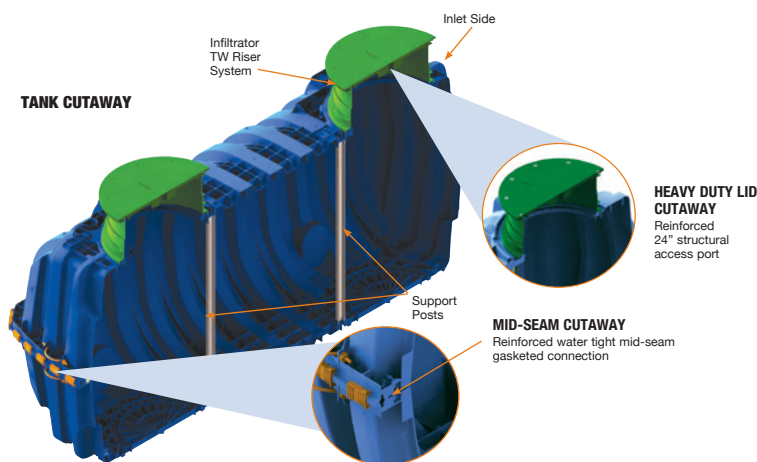
- Potable water storage
- Rainwater harvesting
- Pump tank

IM-Series tanks are certified to NSF/ANSI 61 for potable uses.



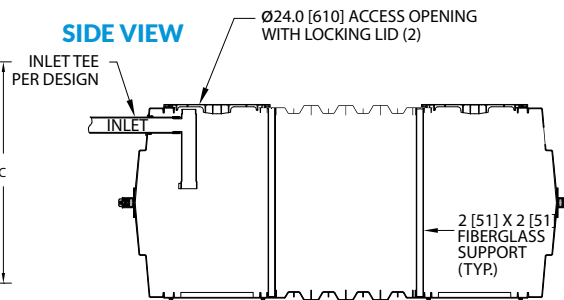
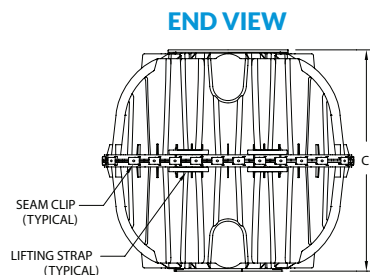
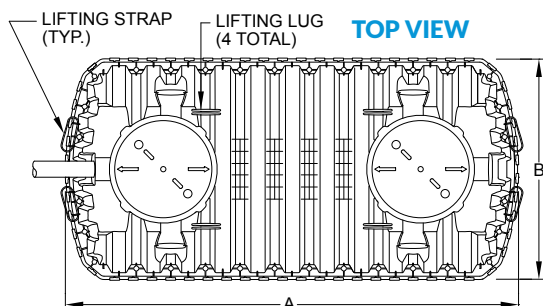
FEATURES

- Strong injection-molded polypropylene construction
- NSF/ANSI-61-certified for potable uses
- Lightweight plastic construction and inboard lifting lugs allow for easy delivery and handling
- Integral heavy-duty green lids that interconnect with TW™ risers and pipe riser solutions
- Structurally reinforced access ports eliminate distortion during installation and pump-outs
- Reinforced structural ribbing and fiberglass bulkheads offer additional strength
- Can be installed with 6" to 48" of cover
- Can be pumped dry
- No special installation, backfill or water filling procedures are required



DIMENSIONS

IM-Potable Water Tank Series				
Parameter		IM-550C	IM-1280C	IM-1760C
Total Capacity	gal	552	1287	1787
Length (A)	in	65	127	176
Width (B)	in	62	62	62
Height (C)	in	55	55	55
Fiberglass Supports	-	0	2	4
Max Burial Depth	in	48	48	48
Minimum Burial Depth	in	6	6	6
Maximum Pipe Diameter	in	4	6	4
Weight	lb	191	346	501



Related Products



RELATED PRODUCTS



PVC Pipe & Fittings

PVC is an economical and easy method of moving water to and from your tank.



Distribution Boxes

Bring gravity-fed water pipes together with a distribution box. Also useful as a cleanout access point or catch basin.



Water Treatment

Speak to one of our water treatment experts to find out what you require to increase the quality of your water.



Risers & Lids

Risers bring the tank access to grade and lids prevent accidental access to the tank.



High Water Alarms

Prevent overflows with an alarm.



Pumps

We have a large selection of pumps to meet the demands of your water system.



Pump Control Panels

These panels allow controls to be added to a pump system very easily.



Float Valves

Maintain a water level in a tank automatically.

