




TF200



ECLIPSE NO.2



### APPLICATIONS

- Fire protection
- Flushing
- Washdown
- Water source during freezing

### FEATURES

- Fully serviceable from above ground
- Brass and iron construction
- High flows rates
- Self draining
- Non-freezing
- Certified to NSF/ANSI 372
- Several different bury depths to accommodate frost levels



Certified to  
NSF/ANSI 372

### SPECIFICATIONS

HYDRANT	PART NO.	BURY DEPTH	INLET	OUTLET
TF200 3ft	TF200-3BCS	3'	2" FIPT	2.5" NST
TF200 4ft	TF200-4BCS	4'	2" FIPT	2.5" NST
TF200 6ft	TF200-6BCS	6'	2" FIPT	2.5" NST
TF200 8ft	TF200-8AMA	8'	2" FIPT	2.5" AMA
4" Eclipse No.2	EC#2-4-8FT	8'	4" MJ	2 x 2.5" AMA



The Kupferle Hydrant has been the best selling hydrant for water mains for over 100 years!

Related Products





### RELATED PRODUCTS



#### 3/4" Frost Free Yard Hydrants

A low-flow alternative to the Kupferle hydrants.




#### Booster Pumps

Increase your incoming pressure with a booster pump. Useful for washdown or overcoming the pressure loss of a very long hose.




#### Camlocks

Quick and secure way of coupling hoses together.



#### Retractable Reels

Spring or motorized retractable hose reels. Also available for air or wire. Mountable onto machinery for emergency fire protection.



#### Industrial Hoses

Industrial grade suction, wash down, transfer, drag and high-pressure hoses.



#### Fire Hoses

Fire hose assemblies come in single wall or double wall and preassembled with your choice of fittings.



#### Fog Nozzles

High flow nozzle suited for fire protection or wash down. Adjustable spray pattern from a wide spray to a full bore flow.



#### Hydrant & Fire Hose Adaptors

We carry an assortment of adaptors to adapt several different fire threads to standard threads.